


# BUILDING UP GREEN SKILLS OF TRAINERS FROM THE CONSTRUCTION INDUSTRY

## *Pilot Test Report*

*Work package 7; Result 15*



December 2019



Co-funded by the  
Erasmus+ Programme  
of the European Union



ERASMUS+ Programme  
Key Action 2 | Call 2016  
Cooperation for Innovation and the Exchange of Good Practices  
Sector Skills Alliances for the Design and Delivery of VET

Project number:  
575829-EPP-1-2016-ES-EPPKA2-SSA

Partnership:

- Fundación Laboral de la Construcción (FLC). Spain
- Confederación Nacional de la Construcción (CNC). Spain
- Institut de Robòtica i de Tecnologies de la Informació i de les Comunicacions (IRTIC). Spain.
- Associazione Nazionale de Costruttori Edili (ANCE). Italy
- Ente per la Formazione e l'addestramento professionale nell'edilizia (FORMEDIL). Italy
- Centro de Formação Profissional da Indústria da Construção Civil e Obras Públicas do Sul (CENFIC). Portugal
- National Laboratory of Energy and Geology (LNEG). Portugal
- Centre for Renewable Energy Sources and Saving (CRES). Greece
- The Small Enterprises' Institute of the Hellenic Confederation of Professionals, Craftsmen and Merchants (IME GSEVEE). Greece
- The Gozo Business Chamber (GBC). Malta
- Malta Intelligent Energy Management Agency (MIEMA). Malta

The European Commission support for the production of this publication does not constitute an endorsement of the contents which reflects the views only of the authors, and the Commission cannot be held responsible for any use which may be made of the information contained therein.

# INDEX

1. INTRODUCTION AND OBJECTIVES.....	1
2. METHODOLOGY .....	2
3. RESULTS .....	4
3.1. SPAIN .....	4
3.2. ITALY .....	9
3.3. PORTUGAL .....	13
3.4. GREECE .....	17
4. ANNEXE - SATISFACTION QUESTIONNAIRE .....	22



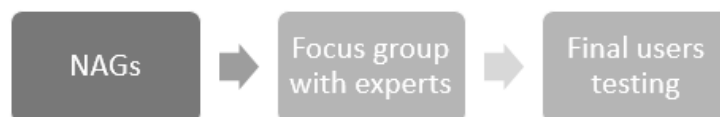
# BUS.TRAINERS

## BUILDING UP GREEN SKILLS OF TRAINERS FROM THE CONSTRUCTION INDUSTRY

### 1. INTRODUCTION AND OBJECTIVES

This report presents parcelled results from the Pilot Tests conducted in each Country in the context of BuS.Trainers project, as well as the joint conclusions from the partnership.

The testing of the training has involved three different tasks, at different stages of the project execution:



National advisory groups have been assessing all project deliverables, ensuring the accurateness of the contents and their adequacy with project objectives. In this respect, their external evaluation has been directly related to WP3 and WP4, this is, the development of the qualification, the learning outcomes and the assessment system. But also, they have enrolled in the online platform, to test the training system and evaluate the Modules.

Within the online development (WP5), once the instructional design and the first draft of the course was achieved, educational and training partners celebrated one focus groups in each country: FLC and IRTIC (Spain), a focus group with IT experts; and CENFIC (Portugal), FORMEDIL (Italy), CRES (Greece) and MIEMA (Malta), a focus group each with trainers and VET experts. Each focus group counted on the participation of 5 to 8 experts in the field of VET, qualifications and ICT. They lasted around 2 hours and were managed by a moderator.

During these workshops, the following criteria were discussed:

- ✓ Analyse the assessment modules;
- ✓ Validate the training contents;
- ✓ Hone the accreditation system;
- ✓ Analyse the mechanisms for greening VET.

After this assessment, corrective measures were deployed, according to the criteria set in the evaluation.



Within the pilot testing phase envisaged in the project (WP7), a pilot trial was carried out by country with the participation of VET trainers from the building industry to test the whole online training system.

This report shows the results of these tests.

**Chapter 2** presents the methodology used (Online testing, Satisfaction Questionnaire and Statistic Reports).

The **online testing registered 170 enrolments** from the 5 participant countries from the Partnership. Strategically, being Malta a small country with not that many trainers in the Construction Sector, this partner carried out the first Test previewed with experts and didn't do the Pilot Test with trainers.

In total we received 59 Satisfaction Questionnaires:

Spain	20
Italy	14
Portugal	10
Greece	15

**Chapter 3** synthesises the findings in each Country and the Conclusions are drawn in **Chapter 4**, together with the results of the Experts Testing (Focus Group).

The Objectives of this Work Package is to evaluate the quality of the work developed during previous phases, and validate the different tools from a technological and technical point of view.

## 2. METHODOLOGY

The methodology used to define the Green Skills Gaps was as follows:

- **Online Testing**

Each of the 5 countries sent an invitation to trainers and VET Technicians to test the ECO.Trainers System online. A trial period was defined, although the system remains open for the participants after that period.

Participants were given Instructions for self-enrolment and were asked to complete, at least, one module of the System. The process was monitored by VET providers in each Country and several minor obstacles were overcome, such as difficulties with enrolment or with the completion of the Ex-Ante Assessment.

An important note: many of the bugs brought to our attention during the trial were immediately fixed, such as switched documents or mixed translations.



After that time, those who completed the previous steps, were emailed a Satisfaction Questionnaire.

The objectives of the questionnaire was to measure the following items:

- Utility of the system
- Applicability of the contents to teaching
- Adjustment of the teaching materials to the contents
- Adaptation of the training system
- Adjustment of the learning outcomes
- Adaptation of the contents design
- Suitability of the training materials and resources
- Suitability of the learning assessment system
- Suggestion of improvements.

(See Annexe 1)

Each count was asked to do the statistic report with the received questionnaires, in order to facilitate the interpretation of data and conclusions.

3. RESULTS

3.1. SPAIN

In Spain we had more than 100 enrolments to the training course. Almost half (46) have completed the ex-ante assessment and enrolled at least one module of the course to do the pilot test in the period set. Finally, 20 of them sent the Satisfaction Questionnaire on time.

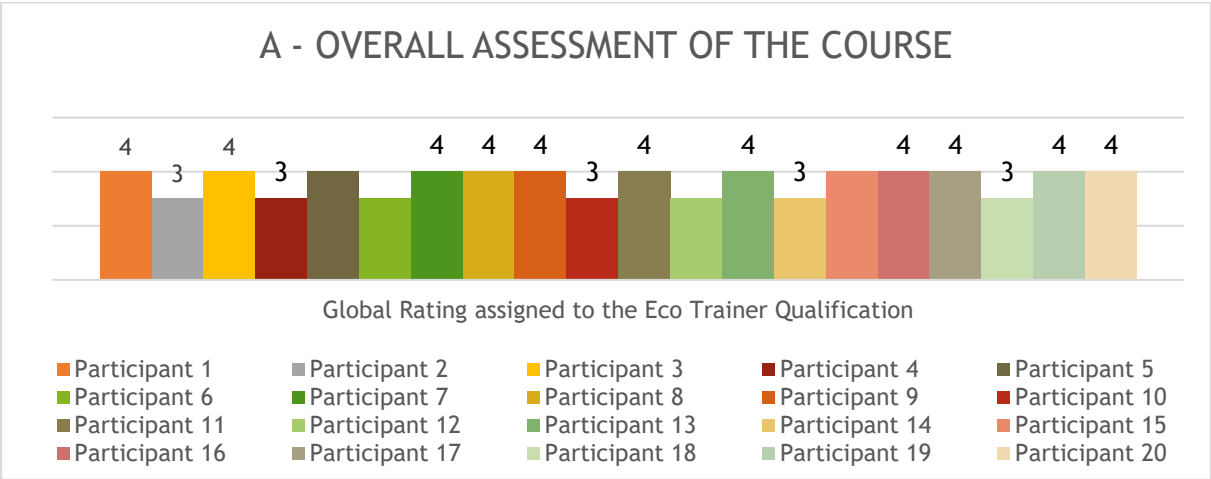
Looking at the results of the questionnaire, we can see the OVERALL ASSESSMENT OF THE COURSE had an average of 3.65, **Good**.

Based on our experience, this score means that participants liked the training experience.

Legend: 1 - Insuficient    2 - Suficient    3 - Good    4 - Very Good

		AVERAGE	Participant 1	Participant 2	Participant 3	Participant 4	Participant 5	Participant 6	Participant 7	Participant 8	Participant 9	Participant 10	Participant 11	Participant 12	Participant 13	Participant 14	Participant 15	Participant 16	Participant 17	Participant 18	Participant 19	Participant 20	DE SV.
A - OVERALL ASSESSMENT OF THE COURSE	Global Rating assigned to the Eco Trainer Qualification	3,65	4	3	4	3	4	3	4	4	4	3	4	3	4	3	4	4	4	3	4	4	0,48

Table 1 - Global Rating assigned to the Eco Trainer Qualification in SPAIN



Graphic 1 - Global Rating assigned to the Eco Trainer Qualification in SPAIN



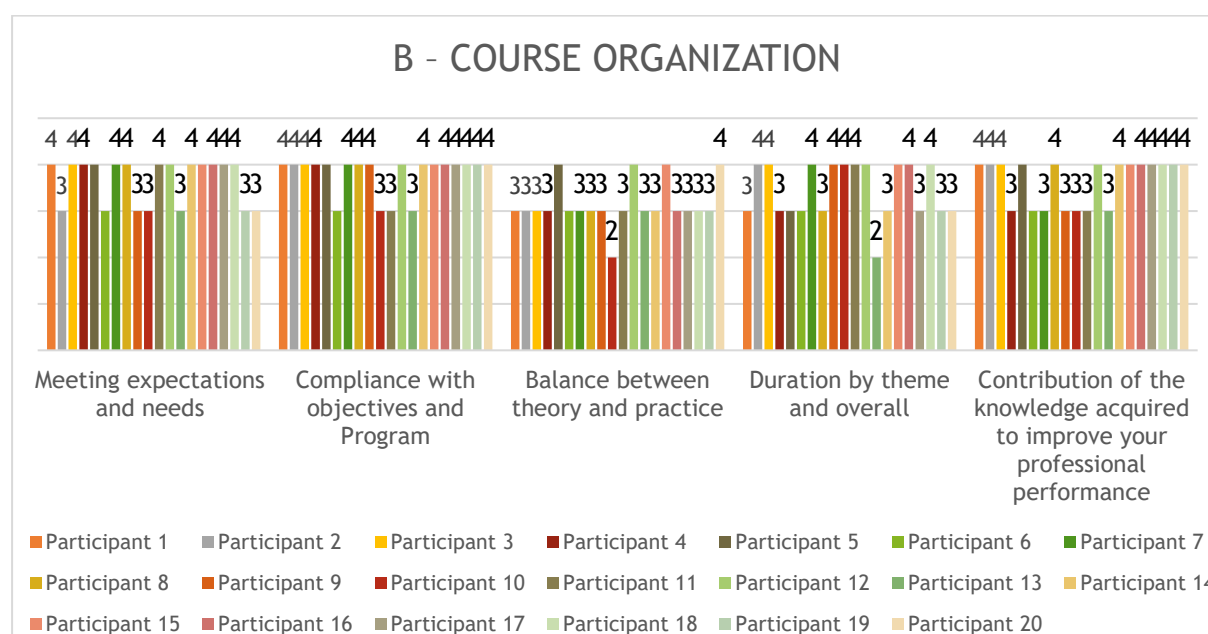


		AVERAGE	Participant 1	Participant 2	Participant 3	Participant 4	Participant 5	Participant 6	Participant 7	Participant 8	Participant 9	Participant 10	Participant 11	Participant 12	Participant 13	Participant 14	Participant 15	Participant 16	Participant 17	Participant 18	Participant 19	Participant 20	DES V.
B – COURSE ORGANIZATION	Meeting expectations and needs	3,65	4	3	4	4	4	3	4	4	3	3	4	4	3	4	4	4	4	4	3	3	0,48
	Compliance with objectives and Program	3,80	4	4	4	4	4	3	4	4	4	3	3	4	3	4	4	4	4	4	4	4	0,40
	Balance between theory and practice	3,15	3	3	3	3	4	3	3	3	3	2	3	4	3	3	4	3	3	3	3	4	0,48
	Duration by theme and overall	3,45	3	4	4	3	3	3	4	3	4	4	4	4	2	3	4	4	3	4	3	3	0,59
	Contribution of the knowledge acquired to improve your professional performance	3,65	4	4	4	3	4	3	3	4	3	3	3	4	3	4	4	4	4	4	4	4	0,48
		3,54																					0,48

Table 2 - Rating assigned to the aspects of **Course Organization** of Eco Trainer Qualification in SPAIN

As regarding **COURSE ORGANIZATION**, we can see in more detail which aspects of the Course participants considered more satisfactory or in need of improvement.

The average rate in the various items is 3.54 with a deviation of 0.48 in overall. We can see the *Compliance with objectives and Program* gets the highest rate (3.80). On the other hand, *Balance between theory and practice* is the least satisfactory item, immediately followed by *Duration by theme and overall* but, still, both with a clear positive classification (more than 3, Good).

Graphic 2 - Rating assigned to the aspects of **Course Organization** of Eco Trainer Qualification in SPAIN

Finally, we asked the participants to rate some aspects of the **TRAINING MATERIALS** (see table below).

In this part of the questionnaire, participants considered the Training Materials to be between Good and Very Good, as we can see through the average rate of 3.63. The best rate was given to two factors: *Objectives of the training materials are clearly defined* (3.90) and *Topics/issued covered are relevant to the subject/s being covered* with rate (3.95). The criteria with lower rates are:

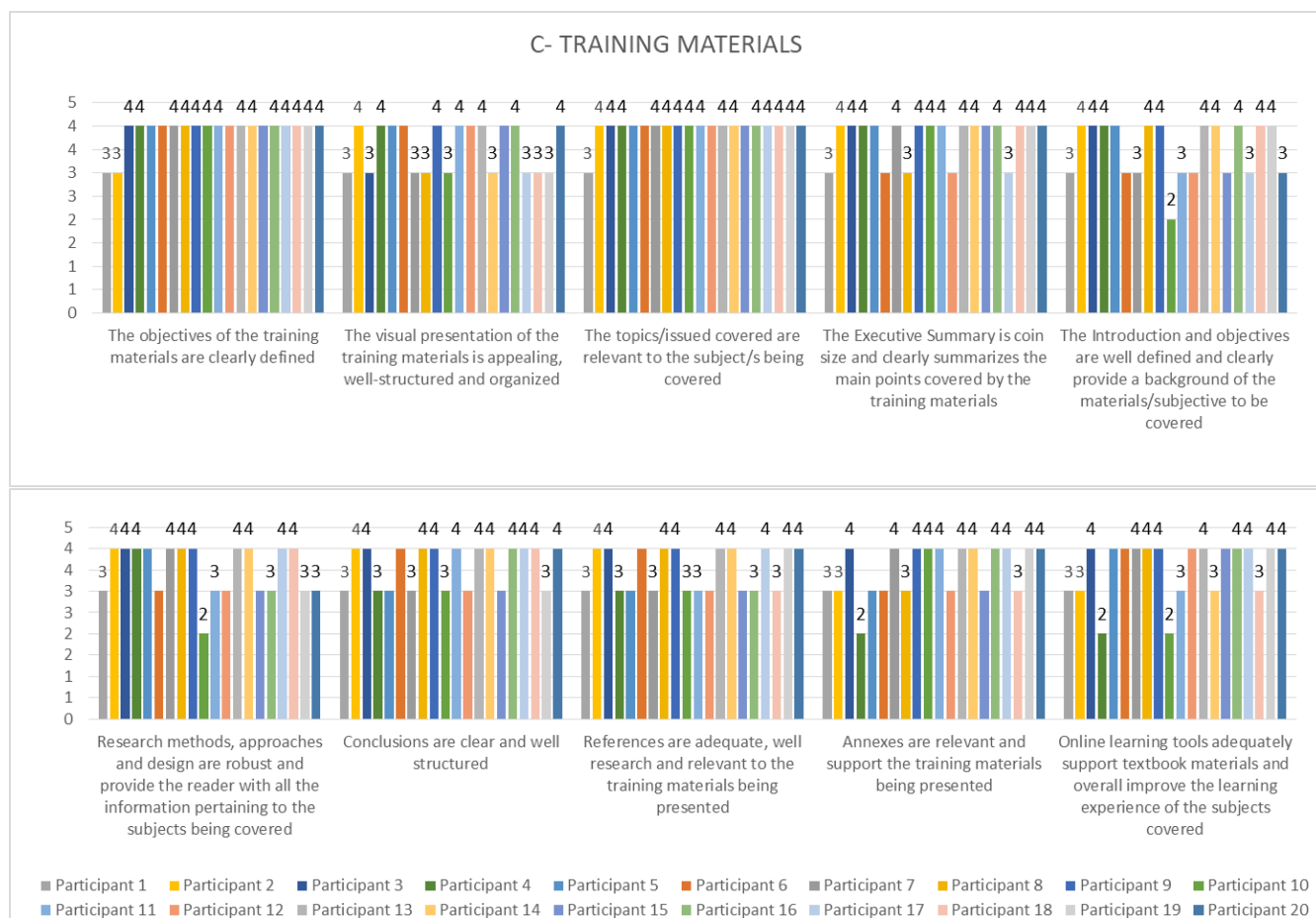
- *Visual presentation of the training materials is appealing, well-structured and organized.*
- *The Introduction and objectives are well defined and clearly provide a background of the materials/subjective to be covered*
- *Research methods, approaches and design are robust and provide the reader with all the information pertaining to the subjects being covered*
- *References are adequate, well research and relevant to the training materials being presented*
- *Annexes are relevant and support the training materials being presented*

But all of them with scores over 3 (3.50).

		AVERAGE	Participant 1	Participant 2	Participant 3	Participant 4	Participant 5	Participant 6	Participant 7	Participant 8	Participant 9	Participant 10	Participant 11	Participant 12	Participant 13	Participant 14	Participant 15	Participant 16	Participant 17	Participant 18	Participant 19	Participant 20	DES V.
C- TRAINING MATERIAL S	The objectives of the training materials are clearly defined	3,90	3	3	4	4	4	4	4	4	4	4	4	4	4	4	4	4	4	4	4	4	0,30
	The visual presentation of the training materials is appealing, well-structured and organized	3,55	3	4	3	4	4	4	3	3	4	3	4	4	4	3	4	4	3	3	3	4	0,50
	The topics/issued covered are relevant to the subject/s being covered	3,95	3	4	4	4	4	4	4	4	4	4	4	4	4	4	4	4	4	4	4	4	0,22
	The Executive Summary is coin size and clearly summarizes the main points covered by the training materials	3,75	3	4	4	4	4	3	4	3	4	4	4	3	4	4	4	4	3	4	4	4	0,43

		AVERAGE	Participant 1	Participant 2	Participant 3	Participant 4	Participant 5	Participant 6	Participant 7	Participant 8	Participant 9	Participant 10	Participant 11	Participant 12	Participant 13	Participant 14	Participant 15	Participant 16	Participant 17	Participant 18	Participant 19	Participant 20	DES V.
	The Introduction and objectives are well defined and clearly provide a background of the materials/subjective to be covered	3,50	3	4	4	4	4	3	3	4	4	2	3	3	4	4	3	4	3	4	4	3	0,59
	Research methods, approaches and design are robust and provide the reader with all the information pertaining to the subjects being covered	3,50	3	4	4	4	4	3	4	4	4	2	3	3	4	4	3	3	4	4	3	3	0,59
	Conclusions are clear and well structured	3,60	3	4	4	3	3	4	3	4	4	3	4	3	4	4	3	4	4	4	3	4	0,49
	References are adequate, well research and relevant to the training materials being presented	3,50	3	4	4	3	3	4	3	4	4	3	3	3	4	4	3	3	4	3	4	4	0,50
	Annexes are relevant and support the training materials being presented	3,50	3	3	4	2	3	3	4	3	4	4	4	3	4	4	3	4	4	3	4	4	0,59
	Online learning tools adequately support textbook materials and overall improve the learning experience of the subjects covered	3,55	3	3	4	2	4	4	4	4	4	2	3	4	4	3	4	4	4	3	4	4	0,67
		3,63																					0,49

Table 3 - Rating assigned to the aspects of **Training Materials** of Eco Trainer Qualification in SPAIN



Graphic 3 - Rating assigned to the aspects of **Course Organization** of Eco Trainer Qualification in SPAIN

Regarding the open **COMMENTS** some of the participants added when sending the questionnaire, they refer to the following aspects of the course:

*The activities in Module 8 appear as compulsory, but they are activities to put in practice in classroom.*

*The duration of the course is too long*

*The thoroughness of its contents, which in the case of some modules, turn out to be quite difficult.*

*There are some problems with the translation which is sometimes too literal*

*Module 2 does not provide the downloadable PDF*

### 3.2. ITALY

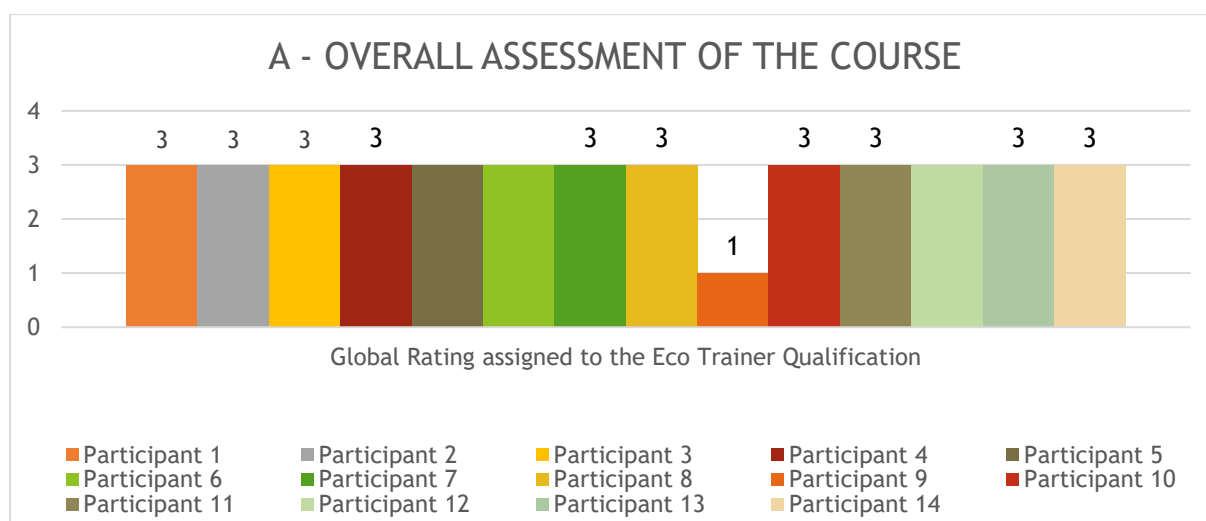
In Italy we had 20 enrolments to the Ex-Ante assessment and 16 of these have enrolled at least one module of the course. 14 sent the Satisfaction Questionnaire.

Looking at the results of the questionnaire, we can see the **OVERALL ASSESSMENT OF THE COURSE** had an average of 2.86, low sufficiency. Although as you can see in the table, data show that only one participant rated the course under 3, concretely with 1. This deviated global average, being the most frequent value (mode) 3, Good.

Legend: 1 - Insuficient 2 - Suficient 3 - Good 4 - Very Good

	AVERAGE	Participant 1	Participant 2	Participant 3	Participant 4	Participant 5	Participant 6	Participant 7	Participant 8	Participant 9	Participant 10	Participant 11	Participant 12	Participant 13	Participant 14	DESV.
<b>A - OVERALL ASSESSMENT OF THE COURSE</b>	2,86	3	3	3	3	3	3	3	3	1	3	3	3	3	3	0,52

Table 4 - Global Rating assigned to the Eco Trainer Qualification in ITALY



Graphic 4 - Global Rating assigned to the Eco Trainer Qualification in ITALY

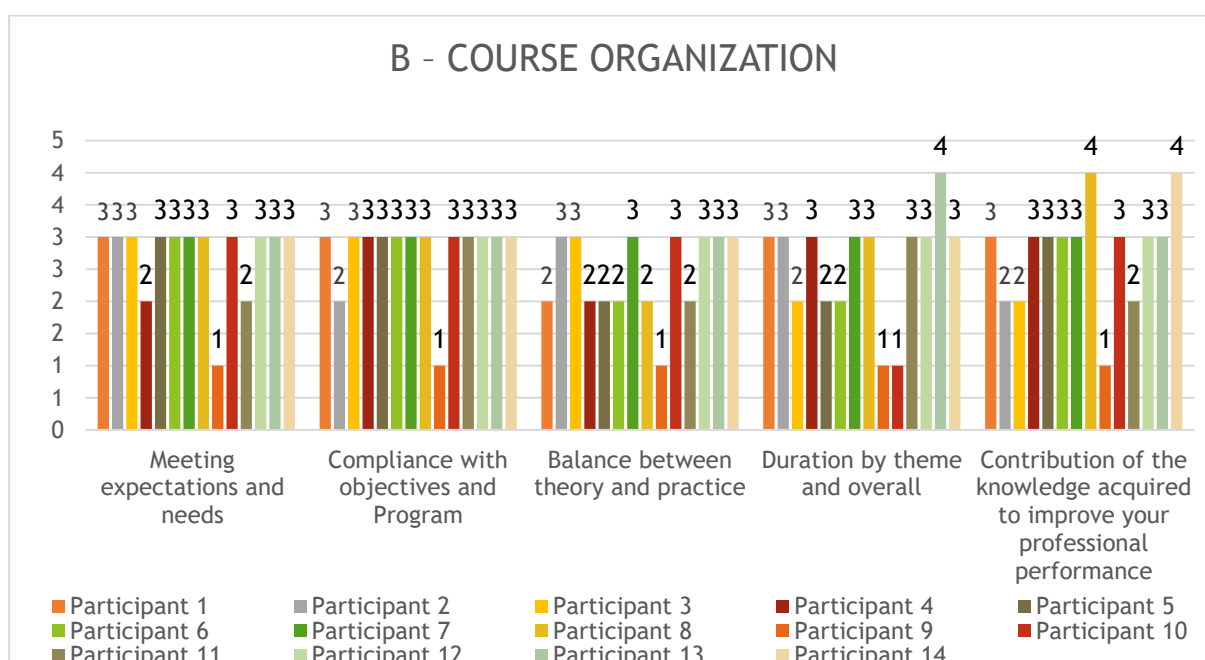
Regarding **COURSE ORGANIZATION** we can see in more detail witch aspects of the Course participants though to be more satisfactory or in need of improvement.

		AVERAGE	Participant 1	Participant 2	Participant 3	Participant 4	Participant 5	Participant 6	Participant 7	Participant 8	Participant 9	Participant 10	Participant 11	Participant 12	Participant 13	Participant 14	DESV.
<b>B - COURSE ORGANIZATION</b>	Meeting expectations and needs	2,71	3	3	3	2	3	3	3	3	1	3	2	3	3	3	0,59
	Compliance with objectives and Program	2,79	3	2	3	3	3	3	3	3	1	3	3	3	3	3	0,56

	Balance between theory and practice	2,43	2	3	3	2	2	2	3	2	1	3	2	3	3	3	0,62
	Duration by theme and overall	2,57	3	3	2	3	2	2	3	3	1	1	3	3	4	3	0,82
	Contribution of the knowledge acquired to improve your professional performance	2,79	3	2	2	3	3	3	3	4	1	3	2	3	3	4	0,77
		2,63															0,65

Table 5 - Rating assigned to the aspects of **Course Organization** of Eco Trainer Qualification in ITALY

The average rate in the various items is 2.63 with a deviation of 0.65 in overall. We can see the *Compliance with objectives and Program* gets the highest rate. On the other hand, *Balance between theory and practice* and *Duration by theme and overall* are the least satisfactory item, but, still, with a clear positive classification.

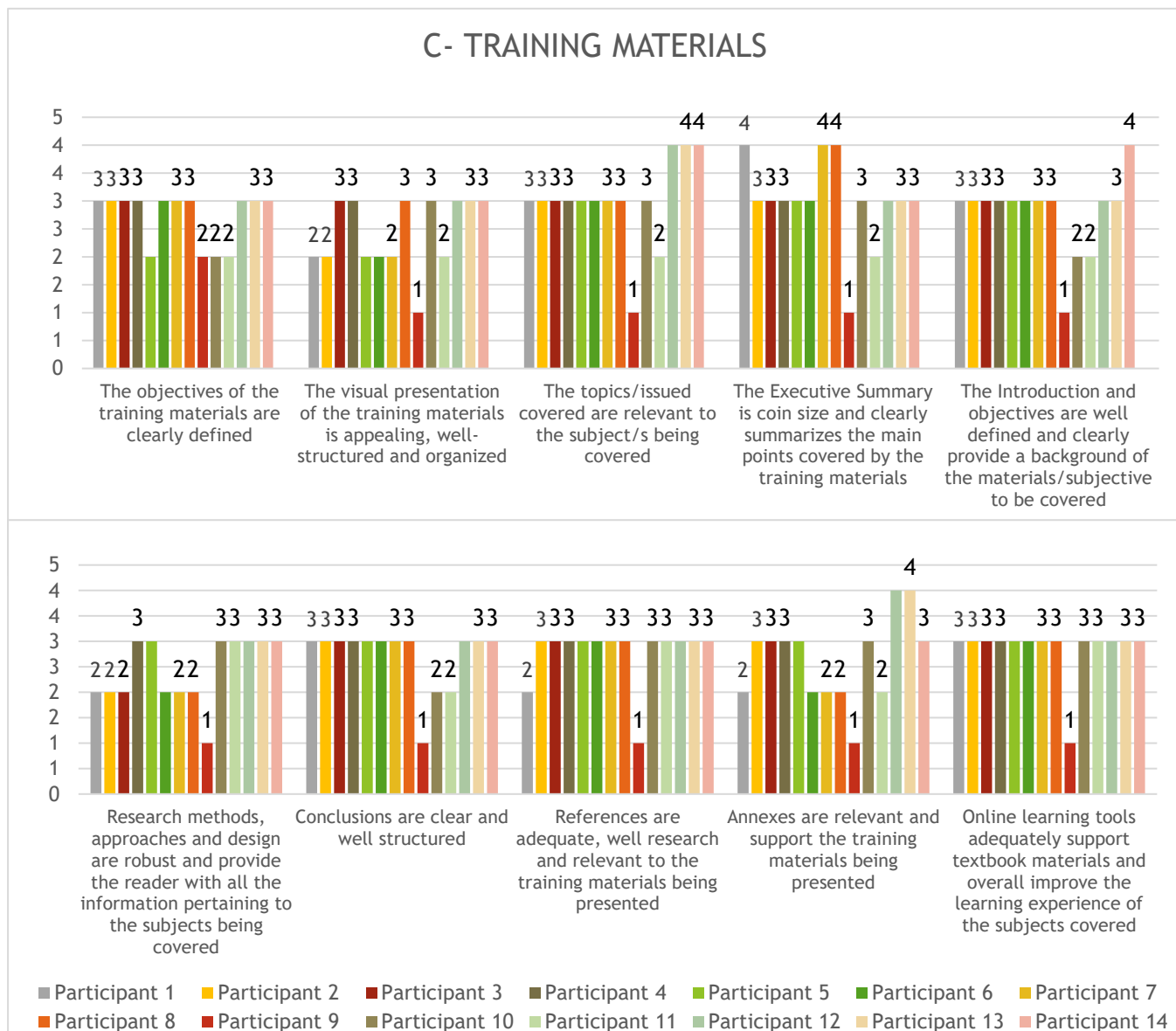


Graphic 5 - Rating assigned to the aspects of **Course Organization** of Eco Trainer Qualification in ITALY

Finally, we asked the participants to rate some aspects of the **TRAINING MATERIALS** (see table 3). In this part of the questionnaire, participants considered the Training Materials to be between Sufficient and Good, as we can see through the average rate of 2.74. It is interesting to observe that the best rate was given to the “Topics/issued covered are relevant to the subject/s being covered (3)” and the “Executive Summary is coin size and clearly summarizes the main points covered by the training materials (3)”.

		AVERAGE	Participant 1	Participant 2	Participant 3	Participant 4	Participant 5	Participant 6	Participant 7	Participant 8	Participant 9	Participant 10	Participant 11	Participant 12	Participant 13	Participant 14	DESV
<b>C- TRAINING MATERIALS</b>	The objectives of the training materials are clearly defined	2,7 1	3	3	3	3	2	3	3	3	2	2	2	3	3	3	0,45
	The visual presentation of the training materials is appealing, well-structured and organized	2,4 3	2	2	3	3	2	2	2	3	1	3	2	3	3	3	0,62
	The topics/issued covered are relevant to the subject/s being covered	3,0 0	3	3	3	3	3	3	3	3	1	3	2	4	4	4	0,76
	The Executive Summary is coin size and clearly summarizes the main points covered by the training materials	3,0 0	4	3	3	3	3	3	4	4	1	3	2	3	3	3	0,76
	The Introduction and objectives are well defined and clearly provide a background of the materials/subjective to be covered	2,7 9	3	3	3	3	3	3	3	3	1	2	2	3	3	4	0,67
	Research methods, approaches and design are robust and provide the reader with all the information pertaining to the subjects being covered	2,4 3	2	2	2	3	3	2	2	2	1	3	3	3	3	3	0,62
	Conclusions are clear and well structured	2,7 1	3	3	3	3	3	3	3	3	1	2	2	3	3	3	0,59
	References are adequate, well research and relevant to the training materials being presented	2,7 9	2	3	3	3	3	3	3	3	1	3	3	3	3	3	0,56
	Annexes are relevant and support the training materials being presented	2,6 4	2	3	3	3	3	2	2	2	1	3	2	4	4	3	0,81
	Online learning tools adequately support textbook materials and overall improve the learning experience of the subjects covered	2,8 6	3	3	3	3	3	3	3	3	1	3	3	3	3	3	0,52
		2,7 4															0,67

Table 6 - Rating assigned to the aspects of **Training Materials** of Eco Trainer Qualification in ITALY



Graphic 6 - Rating assigned to the aspects of **Course Organization** of Eco Trainer Qualification in ITALY

Regarding the **COMMENTS** some of the participants added when sending the questionnaire, we can see that the majority refer to aspects of the course that were still in progress:

<i>Some tests provide double answer but not underlined in the guide</i>
<i>There are some problems with the translation who is sometimes too literary</i>
<i>The activities that support Module 8 must be carried out by the students class and not by the trainer. This is unclear and misleading.</i>
<i>The module 8 must be more attractive ( video and nice voice ....)</i>
<i>It is better to do the evaluation after a few courses and after the use in practice in the didactics</i>
<i>the duration of the course is exaggerated if it has to be accompanied by a didactic path in the classroom, it is fine if used as support material</i>





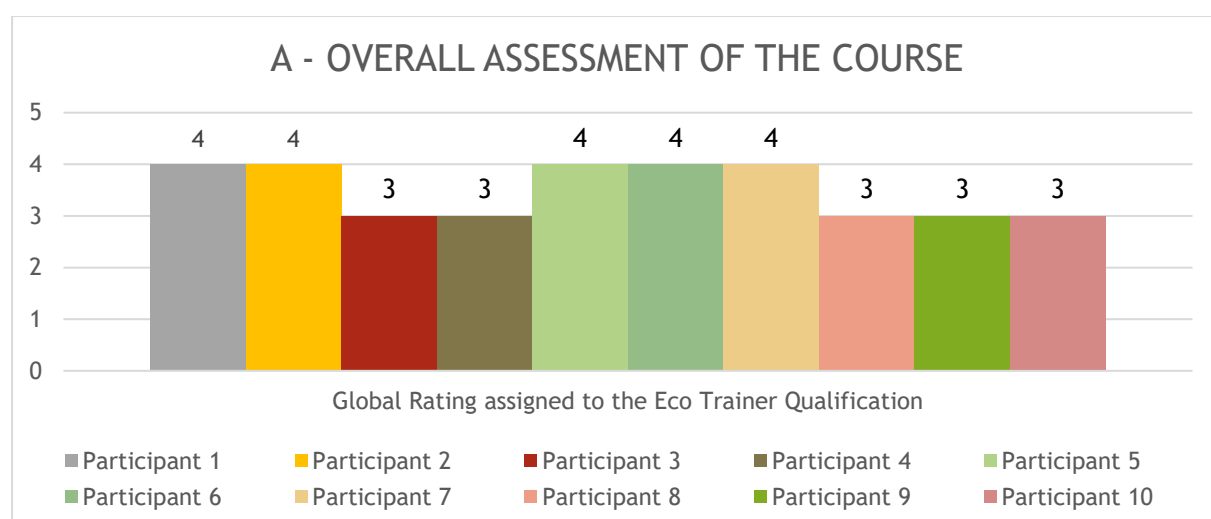
### 3.3. PORTUGAL

In Portugal, around 150 invitations were sent to Trainers and Training Technicians in the Construction sector. We had 21 enrolments to the Ex-Ante assessment. Only around half (11) enrolled on a Module and 10 sent the Satisfaction Questionnaire.

Looking at the results of the questionnaire, we can see the **OVERALL ASSESSMENT OF THE COURSE** had an average of 3.50, showing that, in general, the participants enjoyed the BUS.Trainers Qualification experience.

	AVERAGE	Participant 1	Participant 2	Participant 3	Participant 4	Participant 5	Participant 6	Participant 7	Participant 8	Participant 9	Participant 10	DEV.
Global Rating assigned to the Eco Trainer Qualification	3,50	4	4	3	3	4	4	4	3	3	3	0,50

Table 7 - Global Rating assigned to the Eco Trainer Qualification in PORTUGAL



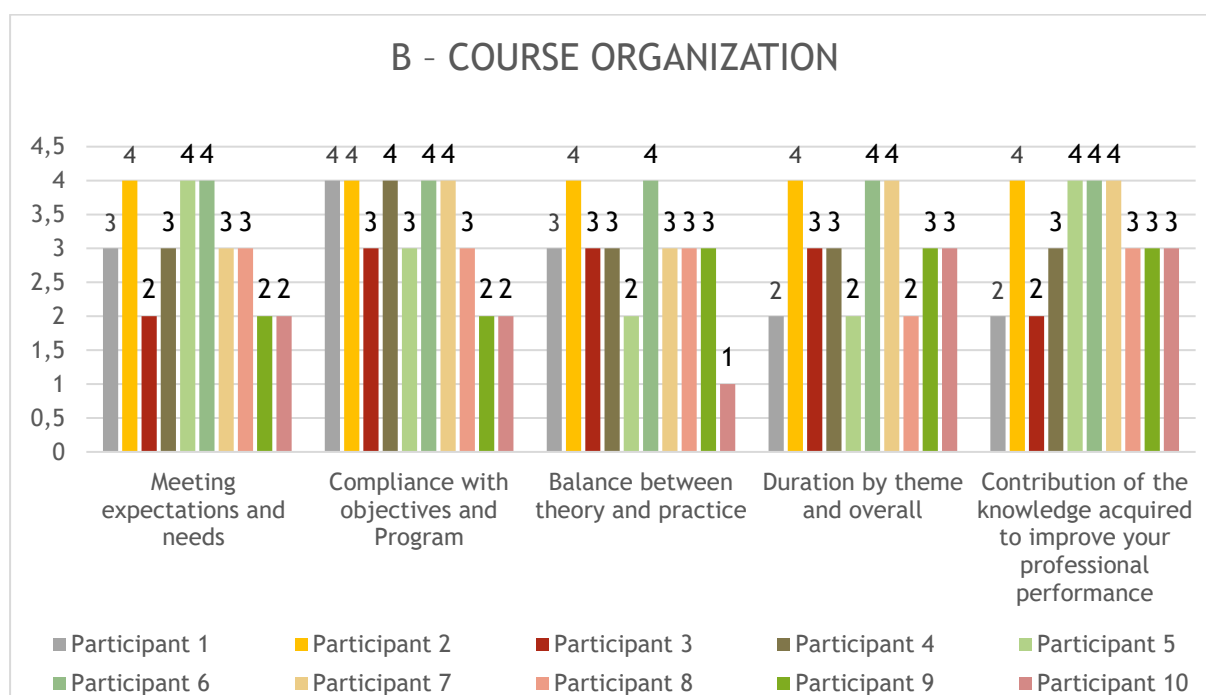
Graphic 7 - Global Rating assigned to the Eco Trainer Qualification in PORTUGAL

As we enter the specifics, and regarding **COURSE ORGANIZATION** we can see in more detail which aspects of the Course participants thought to be more satisfactory or in need of improvement.

		AVERAGE	Participant 1	Participant 2	Participant 3	Participant 4	Participant 5	Participant 6	Participant 7	Participant 8	Participant 9	Participant 10	DESV.
B – COURSE ORGANIZATION	Meeting expectations and needs	3,00	3	4	2	3	4	4	3	3	2	2	0,77
	Compliance with objectives and Program	3,30	4	4	3	4	3	4	4	3	2	2	0,78
	Balance between theory and practice	2,90	3	4	3	3	2	4	3	3	3	1	0,83
	Duration by theme and overall	3,00	2	4	3	3	2	4	4	2	3	3	0,77
	Contribution of the knowledge acquired to improve your professional performance	3,20	2	4	2	3	4	4	4	3	3	3	0,75
		3,08											0,78

Table 8 - Rating assigned to the aspects of **Course Organization** of Eco Trainer Qualification in PORTUGAL

The average rate in the various items is 3.08 with a deviation of 0.78 in overall. We can see the *Compliance with objectives and Program* gets the highest rate. On the other hand, *Balance between theory and practice* is the least satisfactory item, immediately followed by *Duration by theme and overall* but, still, both with a clear positive classification.

Graphic 8 - Rating assigned to the aspects of **Course Organization** of Eco Trainer Qualification in PORTUGAL

Finally, we asked the participants to rate some aspects of the **TRAINING MATERIALS** (see table below).

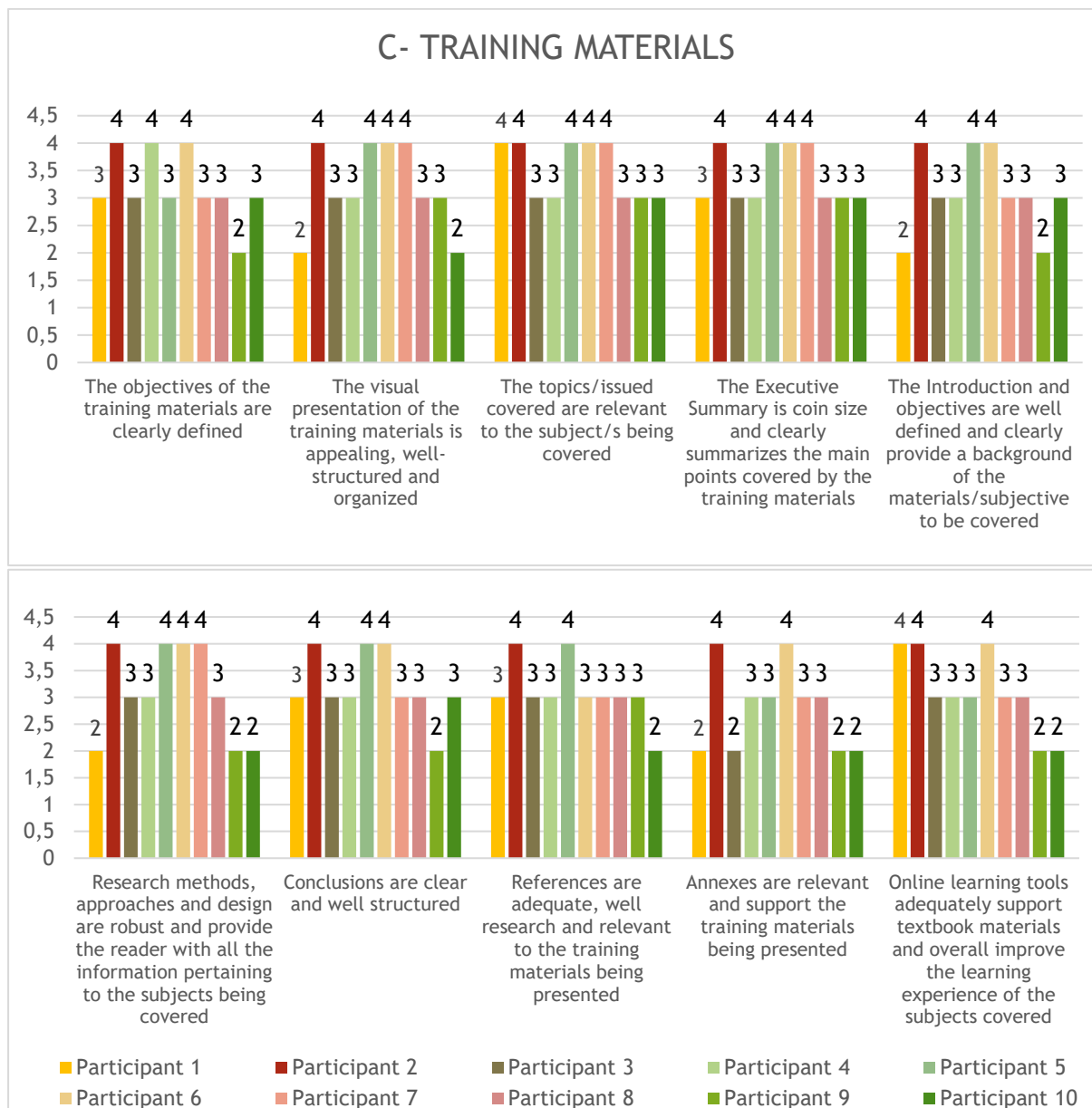
In this part of the questionnaire, participants considered the Training Materials to be between Good and Very Good, as we can see through the average rate of 3.17. It is interesting to observe that the best rate was given to the *Topics/issued covered are relevant*

to the subject/s being covered (3.50) and the lowest rate to Annexes are relevant and support the training materials being presented (2.80).

		AVERAGE	Participant 1	Participant 2	Participant 3	Participant 4	Participant 5	Participant 6	Participant 7	Participant 8	Participant 9	Participant 10	DESV.
C- TRAINING MATERIALS	The objectives of the training materials are clearly defined	3,20	3	4	3	4	3	4	3	3	2	3	0,60
	The visual presentation of the training materials is appealing, well-structured and organized	3,20	2	4	3	3	4	4	4	3	3	2	0,75
	The topics/issued covered are relevant to the subject/s being covered	3,50	4	4	3	3	4	4	4	3	3	3	0,50
	The Executive Summary is coin size and clearly summarizes the main points covered by the training materials	3,40	3	4	3	3	4	4	4	3	3	3	0,49
	The Introduction and objectives are well defined and clearly provide a background of the materials/subjective to be covered	3,10	2	4	3	3	4	4	3	3	2	3	0,70
	Research methods, approaches and design are robust and provide the reader with all the information pertaining to the subjects being covered	3,10	2	4	3	3	4	4	4	3	2	2	0,83
	Conclusions are clear and well structured	3,20	3	4	3	3	4	4	3	3	2	3	0,60
	References are adequate, well research and relevant to the training materials being presented	3,10	3	4	3	3	4	3	3	3	3	2	0,54
	Annexes are relevant and support the training materials being presented	2,80	2	4	2	3	3	4	3	3	2	2	0,75
	Online learning tools adequately support textbook materials and overall improve the learning experience of the subjects covered	3,10	4	4	3	3	3	4	3	3	2	2	0,70
		3,17											0,65

Table 9 - Rating assigned to the aspects of **Training Materials** of Eco Trainer Qualification in PORTUGAL





Graphic 9 - Rating assigned to the aspects of **Course Organization** of Eco Trainer Qualification in PORTUGAL

Some of the lowest rates can be explained with the **COMMENTS** some of the participants added when sending the questionnaire. They are all linked with the fact the Platform was, at the time, still in changes:

*There are some translations in Portuguese missing*

*The final tests and activities are only available in English*

*The activities in Module 8 appear as compulsory, but they are classroom activities.*

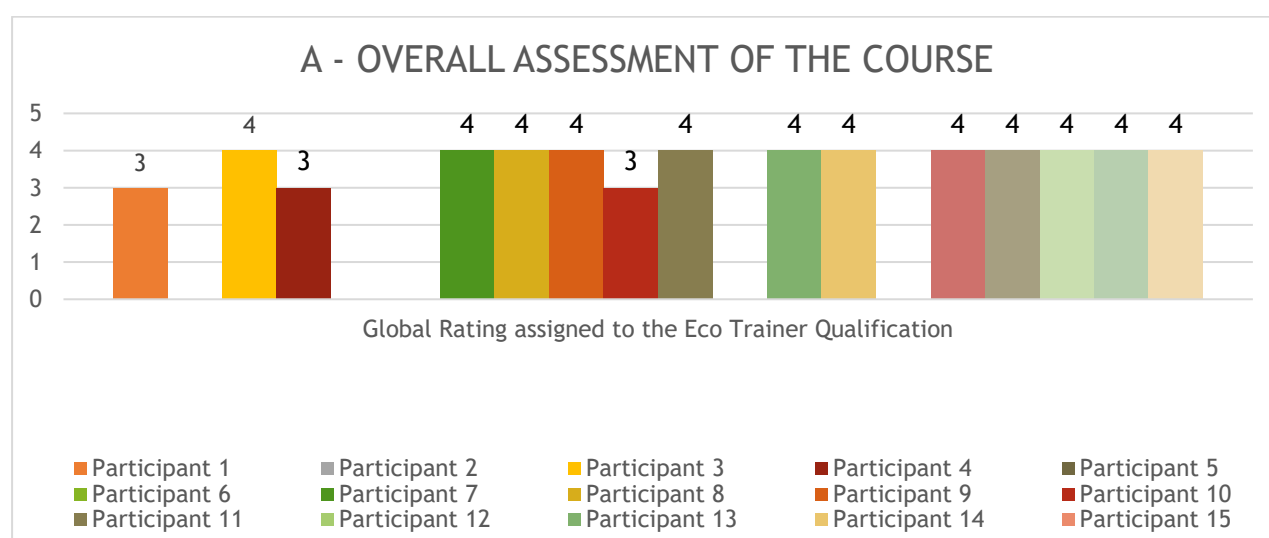
### 3.4. GREECE

In Greece, there were sent around 50 invitations to Trainers of the Construction sector. We had 20 enrolments to the Ex-Ante assessment. All of them (20) enrolled on a Module and 15 sent the Satisfaction Questionnaire.

Looking at the results of the questionnaire, we can see the OVERALL ASSESSMENT OF THE COURSE had an average of 3.80, showing that, in general, the participants enjoyed the BUS.Trainers experience.

	AVERAGE	Participant 1	Participant 2	Participant 3	Participant 4	Participant 5	Participant 6	Participant 7	Participant 8	Participant 9	Participant 10	Participant 11	Participant 12	Participant 13	Participant 14	Participant 15	Participant 16	Participant 17	Participant 18	Participant 19	Participant 20	DESV.
A – OVERALL ASSESSMENT OF THE COURSE	3,80	3		4	3			4	4	4	3	4		4	4		4	4	4	4	4	0,40

Table 10 - Global Rating assigned to the Eco Trainer Qualification in Greece



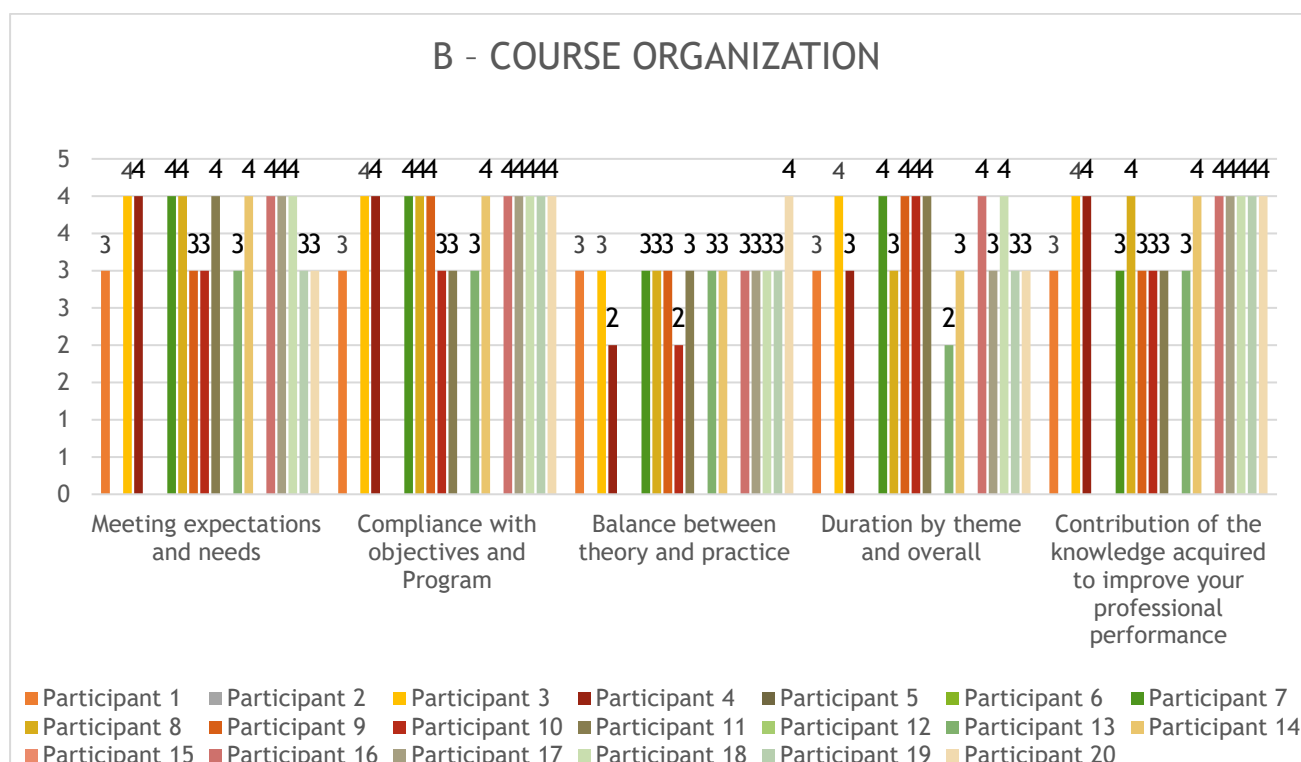
Graphic 10 - Global Rating assigned to the Eco Trainer Qualification in Greece

As we enter the specifics, and regarding COURSE ORGANIZATION we can see in more detail which aspects of the Course participants thought to be more satisfactory or in need of improvement.

B – COURSE ORGANIZATION		AVERAGE	Participant 1	Participant 2	Participant 3	Participant 4	Participant 5	Participant 6	Participant 7	Participant 8	Participant 9	Participant 10	Participant 11	Participant 12	Participant 13	Participant 14	Participant 15	Participant 16	Participant 17	Participant 18	Participant 19	Participant 20	DESV.
	Meeting expectations and needs	3,60	3		4	4			4	4	3	3	4		3	4		4	4	4	3	3	0,49
	Compliance with objectives and Program	3,73	3		4	4			4	4	4	3	3		3	4		4	4	4	4	4	0,44
	Balance between theory and practice	2,93	3		3	2			3	3	3	2	3		3	3		3	3	3	3	4	0,44
	Duration by theme and overall	3,40	3		4	3			4	3	4	4	4		2	3		4	3	4	3	3	0,61
	Contribution of the knowledge acquired to improve your professional performance	3,60	3		4	4			3	4	3	3	3		3	4		4	4	4	4	4	0,49
		3,45																					0,50

Table 11 - Rating assigned to the aspects of **Course Organization** of Eco Trainer Qualification in Greece

The average rate in the various items is 3.45 with a deviation of 0.50 in overall. We can see the *Compliance with objectives and Program* gets the highest rate. On the other hand, *Balance between theory and practice* is the least satisfactory item, but, still, with a clear positive classification.



Graphic 11 - Rating assigned to the aspects of **Course Organization** of Eco Trainer Qualification in Greece

Finally, we asked the participants to rate some aspects of the **TRAINING MATERIALS** (see table below).

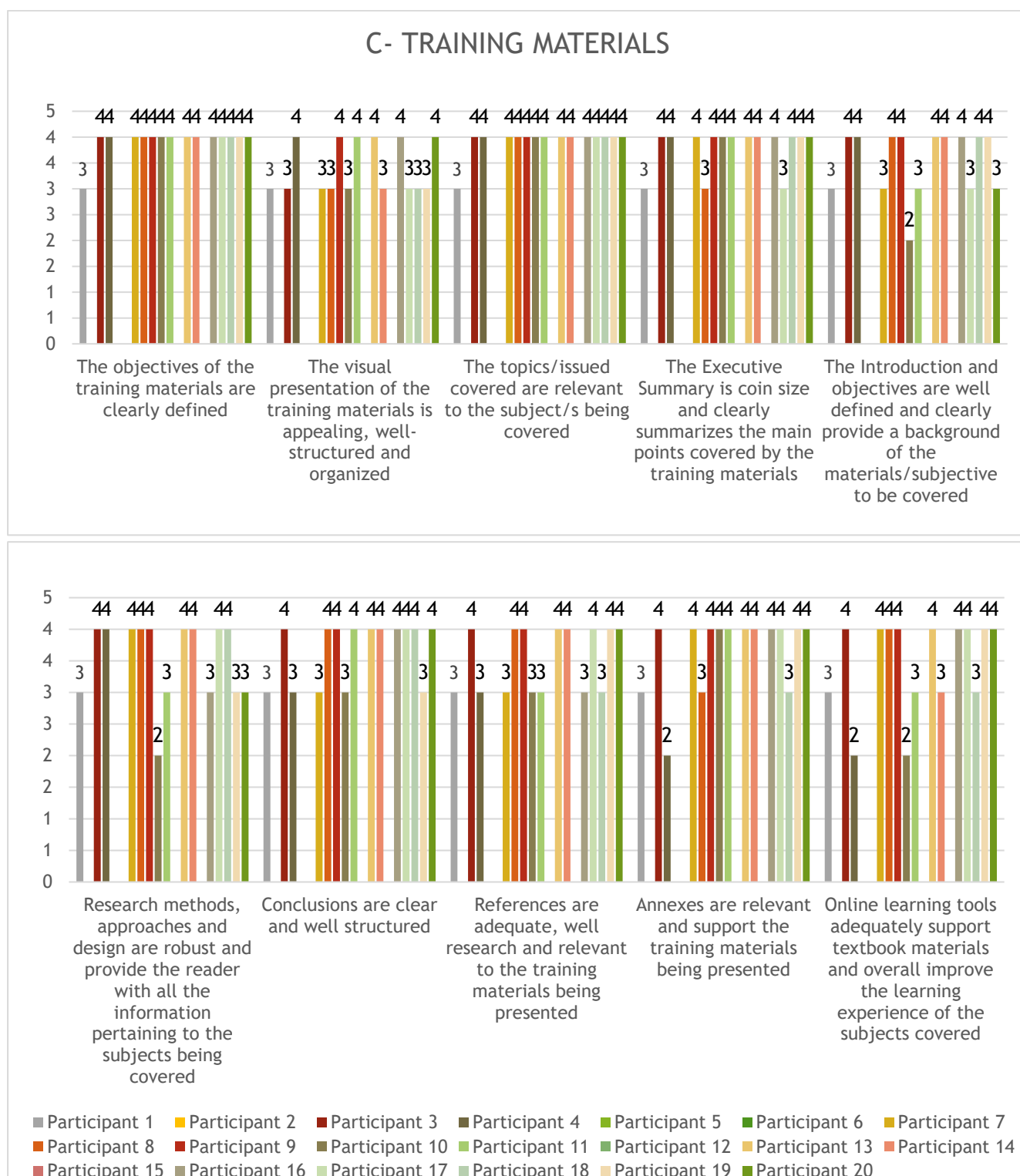
In this part of the questionnaire, participants considered the Training Materials to be between Good and Very Good, as we can see through the average rate of 3.65. It is interesting to observe that the best rate was given to two (2) factors: *Objectives of the training materials are clearly defined* and *Topics/issued covered are relevant to the subject/s being covered* with rate (3.93) and the lowest rate (3.40) to *Visual presentation of the training materials is appealing, well-structured and organized*.

		AVERAGE	Participant 1	Participant 2	Participant 3	Participant 4	Participant 5	Participant 6	Participant 7	Participant 8	Participant 9	Participant 10	Participant 11	Participant 12	Participant 13	Participant 14	Participant 15	Participant 16	Participant 17	Participant 18	Participant 19	Participant 20	DES.
C- TRAINING MATERIALS	The objectives of the training materials are clearly defined	3,93	3		4	4			4	4	4	4	4		4	4		4	4	4	4	4	0,25
	The visual presentation of the training materials is appealing, well-structured and organized	3,40	3		3	4			3	3	4	3	4		4	3		4	3	3	3	4	0,49

The topics/issued covered are relevant to the subject/s being covered	3,93	3		4	4			4	4	4	4	4		4	4		4	4	4	4	4	0,25
The Executive Summary is coin size and clearly summarizes the main points covered by the training materials	3,80	3		4	4			4	3	4	4	4		4	4		4	3	4	4	4	0,40
The Introduction and objectives are well defined and clearly provide a background of the materials/subjective to be covered	3,53	3		4	4			3	4	4	2	3		4	4		4	3	4	4	3	0,62
Research methods, approaches and design are robust and provide the reader with all the information pertaining to the subjects being covered	3,53	3		4	4			4	4	4	2	3		4	4		3	4	4	3	3	0,62
Conclusions are clear and well structured	3,67	3		4	3			3	4	4	3	4		4	4		4	4	4	3	4	0,47
References are adequate, well research and relevant to the training materials being presented	3,53	3		4	3			3	4	4	3	3		4	4		3	4	3	4	4	0,50
Annexes are relevant and support the training materials being presented	3,67	3		4	2			4	3	4	4	4		4	4		4	4	3	4	4	0,60
Online learning tools adequately support textbook materials and overall improve the learning experience of the subjects covered	3,47	3		4	2			4	4	4	2	3		4	3		4	4	3	4	4	0,72
	3,65																					0,49

Table 12 - Rating assigned to the aspects of Training Materials of Eco Trainer Qualification in Greece





Graphic 12 - Rating assigned to the aspects of **Course Organization** of Eco Trainer Qualification in Greece

## 4. ANNEXE - SATISFACTION QUESTIONNAIRE

### Eco-Trainer's Pilot Test Satisfaction Questionnaire



Co-funded by the  
Erasmus+ Programme  
of the European Union

Cooperation for Innovation and the Exchange of Good Practices | Sector Skills Alliances (SSA)  
Sector Skills Alliances for Design and Delivery of VET  
Project number: 575829-EPP-1-2016-1-ES-EPPKA2-SSA



### *Trainers' Satisfaction Questionnaire – Pilot Test*

This questionnaire is part of the BuS.Trainers project, which aims to build up green skills for trainers from the construction industry in South Europe to improve teaching skills in sustainable construction.

This questionnaire is addressed to trainers who participated in the Pilot Test of the Eco-Trainer's Qualification. In this context, please find below some questions related to the training materials and with the Eco-Trainer's Qualification System.

Your answers are of great importance. Please complete this questionnaire, marking with a cross (x) the answer that best suits your view, using the following scale:

1	2	3	4
---	---	---	---

1 - Insufficient    2 - Sufficient    3 - Good    4 - Very Good



## Eco-Trainer's Pilot Test Satisfaction Questionnaire

## A - OVERALL ASSESSMENT OF THE COURSE

1. Global Rating assigned to the Eco Trainer Qualification:

1	2	3	4
---	---	---	---

## B – COURSE ORGANIZATION

2. Meeting expectations and needs

1	2	3	4
---	---	---	---

3. Compliance with objectives and Program

1	2	3	4
---	---	---	---

4. Balance between theory and practice

1	2	3	4
---	---	---	---

5. Duration by theme and overall

1	2	3	4
---	---	---	---

6. Contribution of the knowledge acquired to improve your professional performance

1	2	3	4
---	---	---	---

## C- TRAINING MATERIALS

7. The objectives of the training materials are clearly defined

1	2	3	4
---	---	---	---

8. The visual presentation of the training materials is appealing, well-structured and organized

1	2	3	4
---	---	---	---

9. The topics/issued covered are relevant to the subject/s being covered

1	2	3	4
---	---	---	---

10. The Executive Summary is coin size and clearly summarizes the main points covered by the training materials

1	2	3	4
---	---	---	---

11. The Introduction and objectives are well defined and clearly provide a background of the materials/subjective to be covered

1	2	3	4
---	---	---	---

12. Research methods, approaches and design are robust and provide the reader with all the information pertaining to the subjects being covered

1	2	3	4
---	---	---	---

13. Conclusions are clear and well structured

1	2	3	4
---	---	---	---

14. References are adequate, well research and relevant to the training materials being presented

1	2	3	4
---	---	---	---

15. Annexes are relevant and support the training materials being presented

1	2	3	4
---	---	---	---

16. Online learning tools adequately support textbook materials and overall improve the learning experience of the subjects covered

1	2	3	4
---	---	---	---

Thank you for your collaboration! 😊



## Leader:



**FUNDACIÓN LABORAL DE LA CONSTRUCCIÓN (FLC).**  
Spain

## Partners:



**CONFEDERACIÓN NACIONAL DE LA CONSTRUCCIÓN (CNC).** Spain



**INSTITUT DE ROBÒTICA I DE TECNOLOGIES DE LA INFORMACIÓ I DE LES COMUNICACIONS (IRTIC).**  
Spain



**ASSOCIAZIONE NAZIONALE DE COSTRUTTORI EDILI (ANCE).** Italy



**ENTE PER LA FORMAZIONE E L'ADDESTRAMENTO PROFESSIONALE NELL'EDILIZIA (FORMEDIL).** Italy



**CENTRO DE FORMAÇÃO PROFISSIONAL DA INDÚSTRIA DA CONSTRUÇÃO CIVIL E OBRAS PÚBLICAS DO SUL (CENFIC).** Portugal



**NATIONAL LABORATORY OF ENERGY AND GEOLOGY (LNEG).** Portugal



**CENTRE FOR RENEWABLE ENERGY SOURCES AND SAVING (CRES).** Greece



**THE SMALL ENTERPRISES' INSTITUTE OF THE HELLENIC CONFEDERATION OF PROFESSIONALS, CRAFTSMEN AND MERCHANTS (IME GSEVEE).**  
Greece



**MALTA INTELLIGENT ENERGY MANAGEMENT AGENCY (MIEMA).** Malta



**THE GOZO BUSINESS CHAMBER (GBC).** Malta